

South Okanagan Similkameen Teachers' Union

Failure to Fill over 4 years



School Year Total Unfilled Days (1.0)

2024-25	?	
2023-24	316.045	↑
2022-23	276.143	↑
2021-22	259.217	↑
2020-21	30	**Covid March onward**

Trend is evident

- Similkameen Valley schools are most impacted followed by larger elementary schools
- **** Some schools have experienced limited impact****
- Number of available TTOCs have remained constant every September
- Retirees make up 70% of our TTOC list
- Money from the savings from Failure to Fill was used for 1.0 Elem. posting at SESS this year

ELECTION COUNT DOWN

23 DAYS

PARTIES DIVIDED OVER INCLUSIVE EDUCATION

NDP BACKS INCLUSIVE PROGRAMS IN SCHOOLS
CONSERVATIVES SUPPORT PARENTAL RIGHTS

WHERE DO YOU STAND?

Attention Teachers!

NUMBER OF MEMBERS as at December 31

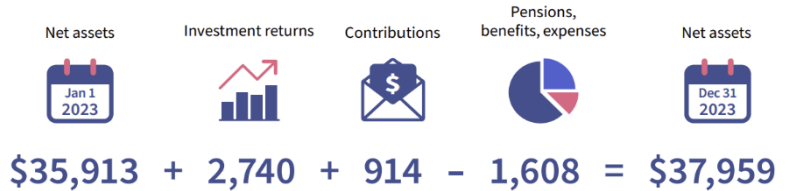
Year	Active	Inactive	Retired	Total
2023	51,429	13,439	41,906	106,774
2022	50,553	13,131	41,242	104,926
2021	50,031	12,714	40,473	103,218

MEMBERSHIP in Pension Plan

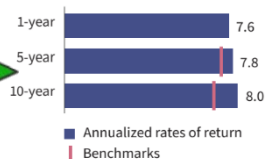


Annual Report Link Below

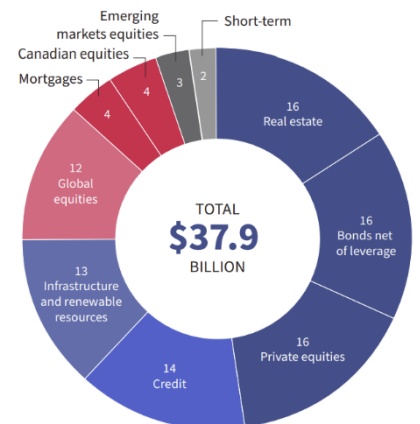
NET ASSETS (\$ MILLIONS)




ANNUALIZED RATES OF RETURN VS. BENCHMARKS (%) as at December 31, 2023



INVESTMENT HOLDINGS (%) as at December 31, 2023



NET ASSETS AVAILABLE FOR BENEFITS (\$ BILLIONS) as at December 31



Did You Know?

Current Pension Contribution Rates
You contribute 11.17 per cent of your salary
Your employer contributes 11.30 per cent of your salary